


Introductory sub-table (I)(a)			
Name of the Company: Joy Realty Limited			
Scrip Code, Name of the scrip, class of security: 508929, JOYREALTY, T Group, Equity			
Quarter ended: 31.12.2012			
Partly paid-up shares:-	No. of partly paid-up shares	As a % of total no. of partly paid-up shares	As a % of total no. of shares of the company
Held by promoter/promoter group	0	0.00	0.00
Held by public	0	0.00	0.00
Total - D	0	0.00	0.00
Outstanding convertible securities:-	No. of outstanding securities	As a % of total no. of outstanding convertible securities	As a % of total no. of shares of the company, assuming full conversion of the convertible securities
Held by promoter/promoter group	0	0.00	0.00
Held by public	0	0.00	0.00
Total - E	0	0.00	0.00
Warrants:-	No. of warrants	As a % of total no. of warrants	As a % of total no. of shares of the company, assuming full conversion of warrants
Held by promoter/promoter group	0	0.00	0.00
Held by public	0	0.00	0.00
Total - F	0	0.00	0.00
Total paid-up capital of the company, assuming full conversion of warrants and convertible securities (Grand Total (A+B+C)+ D+E+F)			
	0	0.00	0.00



Statement Showing Shareholding Pattern								
Category code	Category of Shareholder	Number of Shareholders	Table (I)(a)		Total shareholding as a percentage of total number of shares		Shares Pledged or otherwise encumbered	
			Total number of shares	Number of shares held in dematerialized form	As a percentage of (A+B) ¹	As a percentage of (A+B+C)	Number of shares	As a percentage
(I)	(II)	(III)	(IV)	(V)	(VI)	(VII)	(VIII)	(IX)= (VIII)/(IV)*100
(A)	Shareholding of Promoter and Promoter Group²							
1	Indian							
(a)	Individuals/ Hindu Undivided Family	3	1863650	0	31.02	31.02	0	0.00
(b)	Central Government/ State Government(s)	0	0	0	0.00	0.00	0	0.00
(c)	Bodies Corporate	1	198900	0	3.31	3.31	0	0.00
(d)	Financial Institutions/ Banks	0	0	0	0.00	0.00	0	0.00
(e)	Any Others (Person Acting in Concern and Relatives of Directors)	10	1643050	0	27.35	27.35	0	0.00
	Sub Total(A)(1)	14	3705600	0	61.68	61.68	0	0.00
2	Foreign							
a	Individuals (Non-Residents Individuals/ Foreign Individuals)	0	0	0	0.00	0.00	0	0.00
b	Bodies Corporate	0	0	0	0.00	0.00	0	0.00
c	Institutions	0	0	0	0.00	0.00	0	0.00
d	Any Others(Specify)	0	0	0	0.00	0.00	0	0.00
	Sub Total(A)(2)	0	0	0	0.00	0.00	0	0.00
	Total Shareholding of Promoter and Promoter Group (A)= (A)(1)+(A)(2)	14	3705600	0	61.68	61.68		0.00



(B)	Public shareholding								
1	Institutions								
(a)	Mutual Funds/ UTI	1	2300	0	0.04	0.04	0	0.00	
(b)	Financial Institutions / Banks	0	0	0	0.00	0.00	0	0.00	
(c)	Central Government/ State Government(s)	0	0	0	0.00	0.00	0	0.00	
(d)	Venture Capital Funds	0	0	0	0.00	0.00	0	0.00	
(e)	Insurance Companies	0	0	0	0.00	0.00	0	0.00	
(f)	Foreign Institutional Investors	0	0	0	0.00	0.00	0	0.00	
(g)	Foreign Venture Capital Investors	0	0	0	0.00	0.00	0	0.00	
(h)	Any Other (specify)	0	0	0	0.00	0.00	0	0.00	
	Sub-Total (B)(1)	1	2300	0	0.04	0.04	0	0.00	
B 2	Non-institutions								
(a)	Bodies Corporate	9	243750	0	4.06	4.06	0	0.00	
(b)	Individuals								
I	Individuals -i. Individual shareholders holding nominal share capital up to Rs 1 lakh	1677	813900	0	13.55	13.55	0	0.00	
II	ii. Individual shareholders holding nominal share capital in excess of Rs. 1 lakh.	23	1234050	0	20.54	20.54	0	0.00	
(c)	Any Other (specify)	0	0	0	0.00	0.00	0	0.00	
(c-i)	Clearing Members	0	0	0	0.00	0.00	0	0.00	
(c-ii)	Non Resident Indians (NRI)	17	8600	0	0.14	0.14	0	0.00	
	Sub-Total (B)(2)	1726	2300300	0	38.29	38.29	0	0.00	
(B)	Total Public Shareholding (B)= (B)(1)+(B)(2)	1727	2302600	0	38.32	38.32	0	0.00	
	TOTAL (A)+(B)	1741	6008200	0	100.00	100.00		0.00	



(C)	Shares held by Custodians and against which Depository Receipts have been issued							
1	Promoter and Promoter Group	0	0	0	0	0.00	0	0.00
2	Public	0	0	0	0	0.00	0	0.00
	Sub-Total (C)	0	0	0	0	0	0	0.00
	GRAND TOTAL (A)+(B)+(C)	1741	6008200	0	100.00	100.00	0	0.00




Sr.No	Notes
1	
2	
3	
4	
5	
6	
7	
8	
9	



(I)(b) Statement showing holding of securities (including shares, warrants, convertible securities) of persons belonging to the category "Promoter and Promoter Group"


Sr. No.	Name of the shareholder	Details of Shares held		Encumbered shares (*)			Details of warrants		Details of convertible securities		Total shares (including underlying shares assuming full conversion of warrants and convertible securities) as a % of diluted share capital
		Number of shares held	As a % of grand total (A)+(B)+(C)	No.	As a percentage	As a % of grand total (A)+(B)+(C) of sub-clause (I)(a)	Number of warrants held	As a % total number of warrants of the same class	Number of convertible securities held	As a % total number of convertible securities of the same class	
(I)	(II)	(III)	(IV)	(V)	(VI)=(V)/(III)*100	(VII)	(VIII)	(IX)	(X)	(XI)	(XII)
1	BHAVIN SONI	552500	9.20	0	0.00	0.00	0	0.00	0	0.00	0
2	BHAVIN J. SONI	729050	12.13	0	0.00	0.00	0	0.00	0	0.00	0
3	CHANDAN V. MOTA	264000	4.39	0	0.00	0.00	0	0.00	0	0.00	0
4	CHANDAN V. MOTA	100000	1.66	0	0.00	0.00	0	0.00	0	0.00	0
5	JAYANTILAL B SONI HUF	264050	4.39	0	0.00	0.00	0	0.00	0	0.00	0
6	JAYANT SONI	582100	9.69	0	0.00	0.00	0	0.00	0	0.00	0
7	JATIN T DHARAMSHI	100000	1.66	0	0.00	0.00	0	0.00	0	0.00	0
8	KALPANA T DHARAMSHI	90000	1.50	0	0.00	0.00	0	0.00	0	0.00	0
9	MALTI J SONI	250000	4.16	0	0.00	0.00	0	0.00	0	0.00	0
10	MONEY ANCHOR FINANCIAL SERVICE (P) LIMITED	198900	3.31	0	0.00	0.00	0	0.00	0	0.00	0
11	RACHANA B. SONI	101050	1.68	0	0.00	0.00	0	0.00	0	0.00	0
12	SNEHAL J SONI	263950	4.39	0	0.00	0.00	0	0.00	0	0.00	0
13	SNEHAL J DHARAMSHI	120000	2.00	0	0.00	0.00	0	0.00	0	0.00	0
14	TARUN D. DHARAMSHI	90000	1.50	0	0.00	0.00	0	0.00	0	0.00	0
TOTAL		3705600	61.68	0	0.00	0.00	0	0.00	0	0.00	0

(*) The term "encumbrance" has the same meaning as assigned to it in regulation 28(3) of the SAST Regulations, 2011



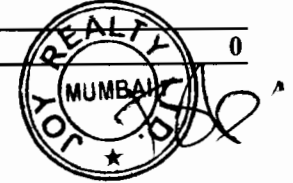
(I)(c)(i) Statement showing holding of securities (including shares, warrants, convertible securities) of persons belonging to the category “Public” and holding more than 1% of the total number of shares

Sr. No.	Name of the shareholder	Number of shares held	Shares as a percentage of total number of shares {i.e., Grand Total (A)+(B)+(C) indicated in Statement at para (I)(a) above}	Details of warrants		Details of convertible securities		Total shares (including underlying shares assuming full conversion of warrants and convertible securities) as a % of diluted share capital
				Number of warrants held	As a % total number of warrants of the same class	Number of convertible securities held	% w.r.t total number of convertible securities of the same class	
1	PIYA MADHUSUDAN REDDY	594950	9.90	0	0.00	0	0.00	0
2	MINAL AGENCIES PRIVATE LIMITED	141450	2.35	0	0.00	0	0.00	0
3	SHALIBHADRA PROPERTIES PRIVATE LTD	66700	1.11	0	0.00	0	0.00	0
TOTAL		803100	13.37	0	0.00	0	0.00	0




(I)(c)(ii) Statement showing holding of securities (including shares, warrants, convertible securities) of persons (together with PAC) belonging to the category “Public” and holding more than 5% of the total number of shares of the company

Sr. No.	Name(s) of the shareholder(s) and the Persons Acting in Concert (PAC) with them	Number of shares	Shares as a percentage of total number of shares {i.e., Grand Total (A)+(B)+(C) indicated in Statement at para (I)(a) above}	Details of warrants		Details of convertible securities		Total shares (including underlying shares assuming full conversion of warrants and convertible securities) as a % of diluted share capital
				Number of warrants	As a % total number of warrants of the same class	Number of convertible securities held	% w.r.t total number of convertible securities of the same class	
1	PIYA MADHUSUDAN REDDY	594950	9.90	0	0.00	0	0.00	0
TOTAL		594950	9.90	0	0.00	0	0.00	0



(I)(d) Statement showing details of locked-in shares

Sr. No.	Name of the shareholder	Number of locked-in shares	Locked-in shares as a percentage of total number of shares {i.e., Grand Total (A)+(B)+(C) indicated in Statement at para (I)(a) above}
1			0.00
2			0.00
3			0.00
4			0.00
TOTAL		0	0.00



(II)(a) Statement showing details of Depository Receipts (DRs)

Sr. No.	Type of outstanding DR (ADRs, GDRs, SDRs, etc.)	Number of outstanding DRs	Number of shares underlying outstanding DRs	Shares underlying outstanding DRs as a percentage of total number of shares {i.e., Grand Total (A)+(B)+(C) indicated in Statement at para (I)(a) above}
1				0.00
2				0.00
3				0.00
4				0.00
TOTAL		0	0	0.00



(II)(b) Statement showing holding of Depository Receipts (DRs), where underlying shares held by "promoter/promoter group" are in excess of 1% of the total number of shares

Sr. No.	Name of the DR Holder	Type of outstanding DR (ADRs, GDRs, SDRs, etc.)	Number of shares underlying outstanding DRs	Shares underlying outstanding DRs as a percentage of total number of shares {i.e., Grand Total (A)+(B)+(C) indicated in Statement at para (I)(a) above}
	N.A.	0	0	0.00
TOTAL				

