

**Introductory sub-table (I)(a)**

**Name of the Company: Joy Realty Limited**

**Scrip Code, Name of the scrip, class of security: 508929, JOYREALTY, T Group, Equity**

**Quarter ended: 30.06.2012**

<b>Partly paid-up shares:-</b>	<b>No. of partly paid-up shares</b>	<b>As a % of total no. of partly paid-up shares</b>	<b>As a % of total no. of shares of the company</b>
Held by promoter/promoter group	0	0.00	0.00
Held by public	0	0.00	0.00
<b>Total - D</b>	<b>0</b>	<b>0.00</b>	<b>0.00</b>

<b>Outstanding convertible securities:-</b>	<b>No. of outstanding securities</b>	<b>As a % of total no. of outstanding convertible securities</b>	<b>As a % of total no. of shares of the company, assuming full conversion of the convertible securities</b>
Held by promoter/promoter group	0	0.00	0.00
Held by public	0	0.00	0.00
<b>Total - E</b>	<b>0</b>	<b>0.00</b>	<b>0.00</b>

<b>Warrants:-</b>	<b>No. of warrants</b>	<b>As a % of total no. of warrants</b>	<b>As a % of total no. of shares of the company, assuming full conversion of warrants</b>
Held by promoter/promoter group	0	0.00	0.00
Held by public	0	0.00	0.00
<b>Total - F</b>	<b>0</b>	<b>0.00</b>	<b>0.00</b>

<b>Total paid-up capital of the company, assuming full conversion of warrants and convertible securities (Grand Total (A+B+C)+ D+E+F)</b>	<b>0</b>	<b>0.00</b>	<b>0.00</b>
---	----------	-------------	-------------



**Statement Showing Shareholding Pattern**


Category code	Category of Shareholder	Number of Shareholders	Table (I)(a)		Total shareholding as a percentage of total number of shares		Shares Pledged or otherwise encumbered	
			Total number of shares	Number of shares held in dematerialized form	As a percentage of (A+B) <sup>1</sup>	As a percentage of (A+B+C)	Number of shares	As a percentage
			(IV)	(V)	(VI)	(VII)	(VIII)	(IX)= (VIII)/(IV)*100
(A)	<b>Shareholding of Promoter and</b>							
1	<b>Indian</b>							
(a)	Individuals/ Hindu Undivided Family	3	1863650	0	31.02	31.02	0	0.00
(b)	Central Government/ State Government(s)	0	0	0	0.00	0.00	0	0.00
(c)	Bodies Corporate	1	198900	0	3.31	3.31	0	0.00
(d)	Financial Institutions/ Banks	0	0	0	0.00	0.00	0	0.00
(e)	Any Others (Person Acting in Concern and Relatives of Directors)	10	1643050	0	27.35	27.35	0	0.00
	<b>Sub Total(A)(1)</b>	<b>14</b>	<b>3705600</b>	<b>0</b>	<b>61.68</b>	<b>61.68</b>	<b>0</b>	<b>0.00</b>
2	<b>Foreign</b>							
a	Individuals (Non-Residents Individuals/ Foreign Individuals)	0	0	0	0.00	0.00	0	0.00
b	Bodies Corporate	0	0	0	0.00	0.00	0	0.00
c	Institutions	0	0	0	0.00	0.00	0	0.00
d	Any Others(Specify)	0	0	0	0.00	0.00	0	0.00
	<b>Sub Total(A)(2)</b>	<b>0</b>	<b>0</b>	<b>0</b>	<b>0.00</b>	<b>0.00</b>	<b>0</b>	<b>0.00</b>
	<b>Total Shareholding of Promoter and</b>	<b>14</b>	<b>3705600</b>	<b>0</b>	<b>61.68</b>	<b>61.68</b>	<b>0</b>	<b>0.00</b>




<b>(B)</b>	<b>Public shareholding</b>								
<b>1</b>	<b>Institutions</b>								
(a)	Mutual Funds/ UTI	1	2300	0	0.04	0.04	0	0.00	
(b)	Financial Institutions / Banks	0	0	0	0.00	0.00	0	0.00	
(c)	Central Government/ State Government(s)	0	0	0	0.00	0.00	0	0.00	
(d)	Venture Capital Funds	0	0	0	0.00	0.00	0	0.00	
(e)	Insurance Companies	0	0	0	0.00	0.00	0	0.00	
(f)	Foreign Institutional Investors	0	0	0	0.00	0.00	0	0.00	
(g)	Foreign Venture Capital Investors	0	0	0	0.00	0.00	0	0.00	
(h)	Any Other (specify)	0	0	0	0.00	0.00	0	0.00	
	<b>Sub-Total (B)(1)</b>	<b>1</b>	<b>2300</b>	<b>0</b>	<b>0.04</b>	<b>0.04</b>	<b>0</b>	<b>0.00</b>	
<b>B 2</b>	<b>Non-institutions</b>								
(a)	Bodies Corporate	9	243750	0	4.06	4.06	0	0.00	
(b)	Individuals								
I	Individuals -i. Individual shareholders holding nominal share capital up to Rs 1 lakh	1682	813900	0	13.55	13.55	0	0.00	
II	ii. Individual shareholders holding nominal share capital in excess of Rs. 1 lakh.	23	1234050	0	20.54	20.54	0	0.00	
(c)	Any Other (specify)	0	0	0	0.00	0.00	0	0.00	
(c-i)	Clearing Members	0	0	0	0.00	0.00	0	0.00	
(c-ii)	Non Resident Indians (NRI)	17	8600	0	0.14	0.14	0	0.00	
	<b>Sub-Total (B)(2)</b>	<b>1731</b>	<b>2300300</b>	<b>0</b>	<b>38.29</b>	<b>38.29</b>	<b>0</b>	<b>0.00</b>	
<b>(B)</b>	<b>Total Public Shareholding (B)= (B)(1)+(B)(2)</b>	<b>1732</b>	<b>2302600</b>	<b>0</b>	<b>38.32</b>	<b>38.32</b>	<b>0</b>	<b>0.00</b>	
	<b>TOTAL (A)+(B)</b>	<b>1746</b>	<b>6008200</b>	<b>0</b>	<b>100.00</b>	<b>100.00</b>	<b>0</b>	<b>0.00</b>	
<b>(C)</b>	<b>Shares held by Custodians and against which Depository Receipts have been issued</b>								



1	Promoter and Promoter Group	0	0	0	0	0	0	0.00	0	0.00
2	Public	0	0	0	0	0	0	0.00	0	0.00
	Sub-Total (C)	0	0	0	0	0	0	0.00	0	0.00
	GRAND TOTAL (A)+(B)+(C)	1746	6008200	0	100.00	100.00	0	0.00	0	0.00




Sr.No	Notes
1	
2	
3	
4	
5	
6	
7	
8	
9	



**(I)(b) Statement showing holding of securities (including shares, warrants, convertible securities) of persons belonging to the category "Promoter and Promoter Group"**

Sr. No.	Name of the shareholder	Details of Shares held		Encumbered shares (*)			Details of warrants		Details of convertible securities		Total shares (including underlying shares assuming full conversion of warrants and convertible securities) as a % of diluted share capital
		Number of shares held	As a % of grand total (A)+(B)+(C)	No.	As a percentage	As a % of grand total (A)+(B)+(C) of sub-clause (I)(a)	Number of warrants held	As a % total number of warrants of the same class	Number of convertible securities held	As a % total number of convertible securities of the same class	
(I)	(II)	(III)	(IV)	(V)	(VI)=(V)/(III)*100	(VII)	(VIII)	(IX)	(X)	(XI)	(XII)
1	BHAVIN SONI	552500	9.20	0	0.00	0.00	0	0.00	0	0.00	0
2	BHAVIN J. SONI	729050	12.13	0	0.00	0.00	0	0.00	0	0.00	0
3	CHANDAN V. MOTA	264000	4.39	0	0.00	0.00	0	0.00	0	0.00	0
4	CHANDAN V. MOTA	100000	1.66	0	0.00	0.00	0	0.00	0	0.00	0
5	JAYANTILAL B SONI HUF	264050	4.39	0	0.00	0.00	0	0.00	0	0.00	0
6	JAYANT SONI	582100	9.69	0	0.00	0.00	0	0.00	0	0.00	0
7	JATIN T DHARAMSHI	100000	1.66	0	0.00	0.00	0	0.00	0	0.00	0
8	KALPANA T DHARAMSHI	90000	1.50	0	0.00	0.00	0	0.00	0	0.00	0
9	MALTI J SONI	250000	4.16	0	0.00	0.00	0	0.00	0	0.00	0
10	MONEY ANCHOR FINANCIAL SERVICE (P) LIMITED	198900	3.31	0	0.00	0.00	0	0.00	0	0.00	0
11	RACHANA B. SONI	101050	1.68	0	0.00	0.00	0	0.00	0	0.00	0
12	SNEHAL J SONI	263950	4.39	0	0.00	0.00	0	0.00	0	0.00	0
13	SNEHAL J DHARAMSHI	120000	2.00	0	0.00	0.00	0	0.00	0	0.00	0
14	TARUN D. DHARAMSHI	90000	1.50	0	0.00	0.00	0	0.00	0	0.00	0
<b>TOTAL</b>		<b>3705600</b>	<b>61.68</b>	<b>0</b>	<b>0.00</b>	<b>0.00</b>	<b>0</b>	<b>0.00</b>	<b>0</b>	<b>0.00</b>	<b>0</b>

(\*) The term "encumbrance" has the same meaning as assigned to it in regulation 28(3) of the SAST Regulations, 2011



**(D)(c)(i) Statement showing holding of securities (including shares, warrants, convertible securities) of persons belonging to the category “Public” and holding more than 1% of the total number of shares**

Sr. No.	Name of the shareholder	Number of shares held	Shares as a percentage of total number of shares {i.e., Grand Total (A)+(B)+(C) indicated in Statement at para (I)(a) above}	Details of warrants		Details of convertible securities		Total shares (including underlying shares assuming full conversion of warrants and convertible securities) as a % of diluted share capital
				Number of warrants held	As a % total number of warrants of the same class	Number of convertible securities held	% w.r.t total number of convertible securities of the same class	
1	PIYA MADHUSUDAN REDDY	594950	9.90	0	0.00	0	0.00	0
2	MINAL AGENCIES PRIVATE LIMITED	141450	2.35	0	0.00	0	0.00	0
3	SHALIBHADRA PROPERTIES PRIVATE LTD	66700	1.11	0	0.00	0	0.00	0
<b>TOTAL</b>		<b>803100</b>	<b>13.37</b>	<b>0</b>	<b>0.00</b>	<b>0</b>	<b>0.00</b>	<b>0</b>



**(I)(c)(ii) Statement showing holding of securities (including shares, warrants, convertible securities) of persons (together with PAC) belonging to the category “Public” and holding more than 5% of the total number of shares of the company**

Sr. No.	Name(s) of the shareholder(s) and the Persons Acting in Concert (PAC) with them	Number of shares	Shares as a percentage of total number of shares {i.e., Grand Total (A)+(B)+(C) indicated in Statement at para (I)(a) above}	Details of warrants		Details of convertible securities		Total shares (including underlying shares assuming full conversion of warrants and convertible securities) as a % of diluted share capital
				Number of warrants	As a % total number of warrants of the same class	Number of convertible securities held	% w.r.t total number of convertible securities of the same class	
1	PIYA MADHUSUDAN REDDY	594950	9.90	0	0.00	0	0.00	0
2								
<b>TOTAL</b>		<b>594950</b>	<b>9.90</b>	<b>0</b>	<b>0.00</b>	<b>0</b>	<b>0.00</b>	<b>0</b>





**(I)(d) Statement showing details of locked-in shares**

Sr. No.	Name of the shareholder	Number of locked-in shares	Locked-in shares as a percentage of total number of shares {i.e., Grand Total (A)+(B)+(C) indicated in Statement at para (I)(a) above}
1			0.00
2			0.00
3			0.00
4			0.00
<b>TOTAL</b>		<b>0</b>	<b>0.00</b>



**(II)(a) Statement showing details of Depository Receipts (DRs)**

<b>Sr. No.</b>	<b>Type of outstanding DR (ADRs, GDRs, SDRs, etc.)</b>	<b>Number of outstanding DRs</b>	<b>Number of shares underlying outstanding DRs</b>	<b>Shares underlying outstanding DRs as a percentage of total number of shares {i.e., Grand Total (A)+(B)+(C) indicated in Statement at para (I)(a) above}</b>
1				0.00
2				0.00
3				0.00
4				0.00
<b>TOTAL</b>		<b>0</b>	<b>0</b>	<b>0.00</b>

**(II)(b) Statement showing holding of Depository Receipts (DRs), where underlying shares held by "promoter/promoter group" are in excess of 1% of the total number of shares**

Sr. No.	Name of the DR Holder	Type of outstanding DR (ADRs, GDRs, SDRs, etc.)	Number of shares underlying outstanding DRs	Shares underlying outstanding DRs as a percentage of total number of shares {i.e., Grand Total (A)+(B)+(C) indicated in Statement at para (I)(a) above}
	N.A.	0	0	0.00
<b>TOTAL</b>				

